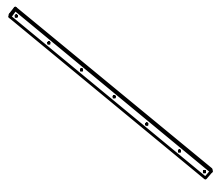


L=1981x60x40

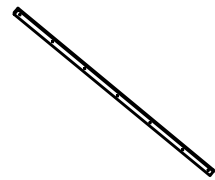
L=1981x40x30

16B



=2

17B



=2

12



M8x50

=2

13



A8

=6

14



M8

=6

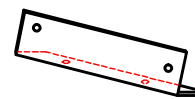
15



M8

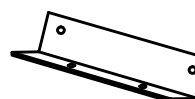
=4

18



=1

19



=1

20



M8x60

=4

21



∅=10mm

=8

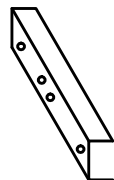
22



6x80mm

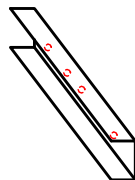
=8

26s



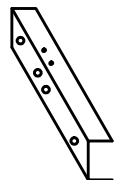
=1

26d



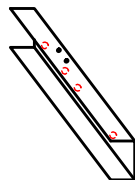
=1

27s



=1

27d



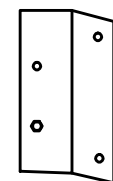
=1

41



=1

42



=1

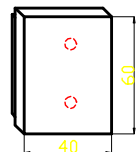
44



M8

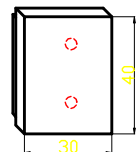
=2

45

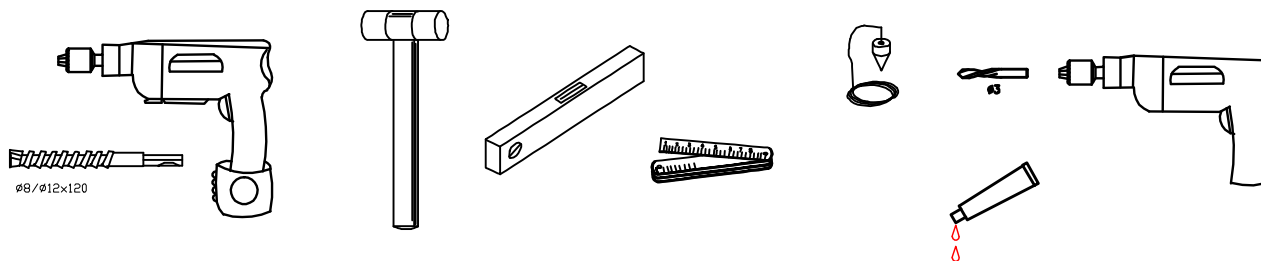


=4

46



=4



∅8/∅12x120

